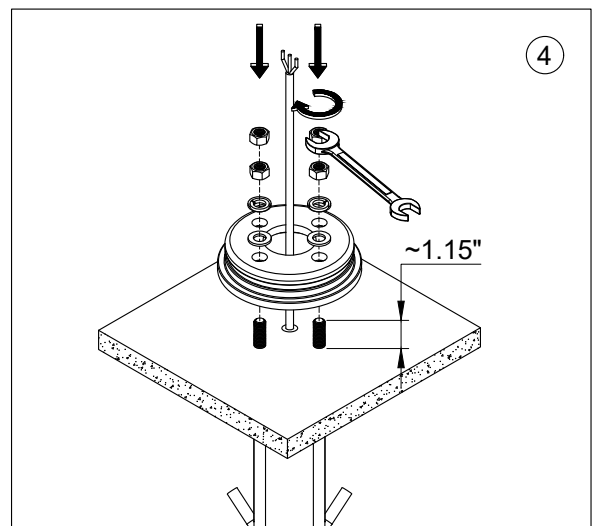
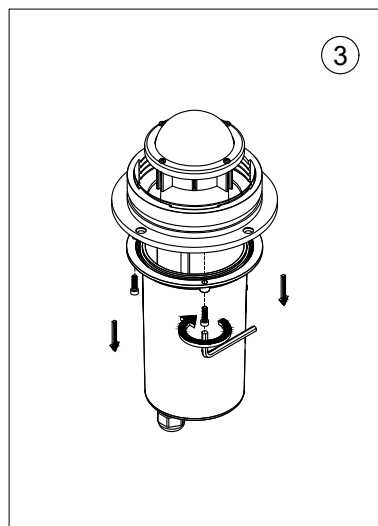
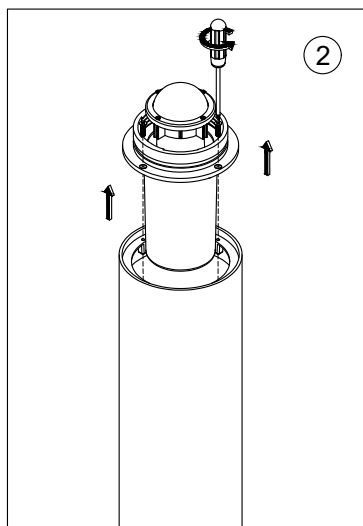
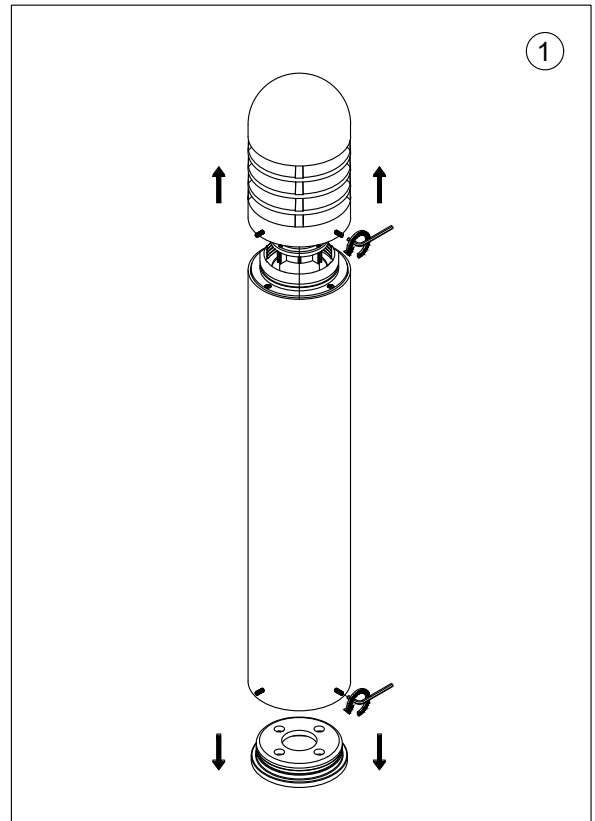
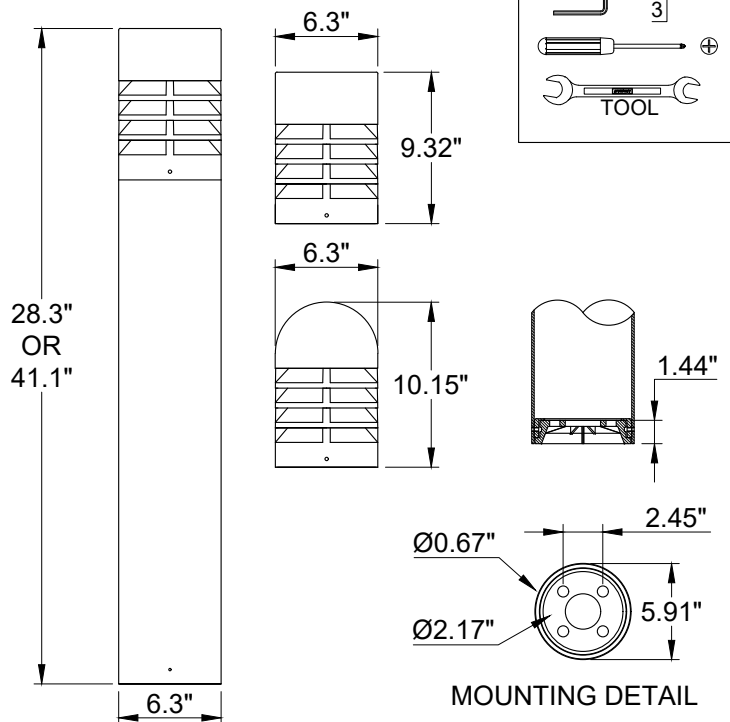


# INSTALLATION AND SERVICE MANUAL

**LIGMAN**  
LIGHTING USA

For installation of Concord Bollaed LED  
Model. UCN-10237 and UCN-10247

Product drawing (dimensions)  
SUITABLE FOR WET LOCATIONS



## Notice to installer :

1. **WIRING INSTRUCTIONS** Warning : RISK OF FIRE AND ELECTRICAL SHOCK. : FIXTURE MUST BE INSTALLED BY A QUALIFIED ELECTRICIAN ONLY>FIXTURE IS INTENDED FOR INSTALLATION IN ACCORDANCE WITH THE NATIONAL ELECTRICAL CODE, LOCAL AND FEDERAL CODE SPECIFICATIONS. DISCONNECT POWER BEFORE SERVICING.
2. This fixture has a **VOLTAGE SPECIFIC BALLAST**, Check that the supply voltage is the same as the installed ballast voltage.

**Ligman Lighting USA**

7144 NE Progress Court, Hillsboro  
Oregon, 97124, USA  
Tel : 503 645 0500 | Fax : 503 645 8100

www.ligmanlightingusa.com

UCN-10237 22/01/24 REV.0  
1/2

FM-TS-13-1/13-05-2563/Rev.6

